

MULTI SPLIT


Multi Split provides comfort in a variety of situations
from home to office and store.



- 100 MULTI SPLIT ALL TYPE LINEUP
- 102 2&3-4 ROOMS MULTI
- 104 8 ROOMS MULTI
- 108 SPECIFICATIONS OF ALL INDOOR UNITS
- 110 MULTI COMBINATION TABLE
- 120 OPTIONAL PARTS FOR SPLIT & MULTI SPLIT


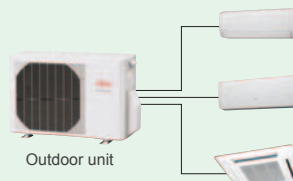

**Control several indoor units
with one outdoor unit.
Build the optimum system you
desire.**

If you want to keep a large floor as well as many rooms comfortable, we recommend you use Multi Split to build a simple system using one outdoor unit. Choose from a large lineup of indoor units that best matches your rooms. You can mix and match them at will. Build the system that is just right for you.



Indoor unit

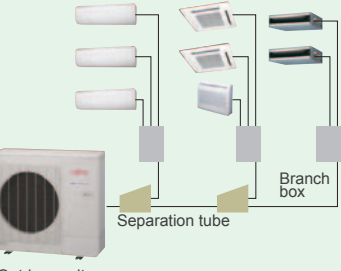
Outdoor Unit : 2~4 Rooms

Outdoor Unit : 2~4 Rooms	Model name	kW	ASAG07/09/12LJCA			ASYG07/09/12LUCA			ASAG18/24LFCA		AUAG09/12/14/18LVLA				ARAG09/12/14/18/24LLLA				
			2.0	2.5	3.5	2.0	2.5	3.5	5.0	7.0	2.5	3.5	4.0	5.0	2.5	3.5	4.0	5.0	7.0
2 Rooms Multi Up to 2 units 	AOAG14LAC2		●	●	●	●	●	●	-	-	●	-	-	-	-	-	-	-	-
	AOAG18LAC2		●	●	●	●	●	●	-	-	●	●	-	-	●	●	-	-	-
3 Rooms Multi Up to 3 units 	AOAG24LAT3		●	●	●	●	●	●	-	●	●	●	●	●	●	●	●	●	-
4 Rooms Multi Up to 4 units 	AOAG30LAT4		●	●	●	●	●	●	●	●	●	●	●	●	●	●	●	●	●

Note : 1. 2 Rooms Multi : Connectable indoor units are 2 units. AOAG14LAC2: Total capacity of indoor units connected must be between 4.0 kW and 6.2 kW. AOAG18LAC2: Total capacity of indoor units connected must be between 4.0 kW and 7.0 kW.
 2. 3 Rooms Multi : Connectable indoor units are 2 to 3 units. AOAG24LAT3: Total capacity of indoor units connected must be between 4.0 kW and 10.5 kW.
 3. 4 Rooms Multi : Connectable indoor units are 3 to 4 units. AOAG30LAT4: Total capacity of indoor units connected must be between 7.9 kW and 14.4 kW.

Indoor unit

Outdoor Unit : 8 Rooms

Outdoor Unit : 8 Rooms	Model name	kW	ASYG07/09/12/14LUCA				ASYG07/09/12/14LMCA				ASYG18LFCA ASYG24LFCC		AGYG09/12/14LVCA			ABYG14LVTA ABYG18LVTB		AUYG07/09LVLA AUYG12/14/18LVLB					ARYG07/09LLTA ARYG12/14/18LLTB				
			2.0	2.5	3.5	4.0	2.0	2.5	3.5	4.0	5.0	7.0	2.5	3.5	4.0	4.0	5.0	2.0	2.5	3.5	4.0	5.0	2.0	2.5	3.5	4.0	5.0
8 Rooms Multi Up to 8 units 	NEW AOYG45LBT8		●	●	●	●	●	●	●	●	●	●	●	●	●	●	●	●	●	●	●	●	●	●	●	●	●

4. 8 Rooms Multi : Connectable indoor units are 2 to 8 units. AOYG45LBT8: Total capacity of indoor units connected must be between 11.2 kW and 18.2 kW.

2 Rooms : AOAG14LAC2 / AOAG18LAC2

3 Rooms : AOAG24LAT3

4 Rooms : AOAG30LAT4



Comfortable space that matches your lifestyle

Comfortable space can be provided to match the layout and shape of the room by 1 outdoor unit.

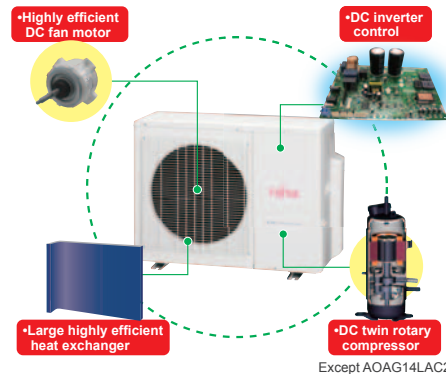
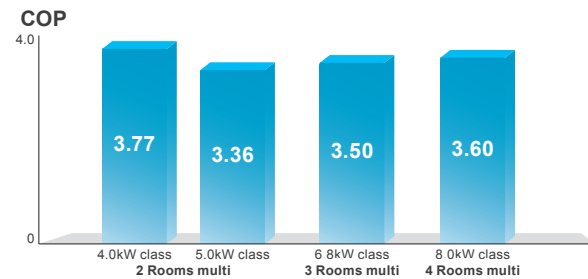


Powerful simultaneous air conditioning even when the rooms are different sizes.

Uneven temperature is not generated due to steady air conditioning even in L-shaped rooms.

Top class energy saving

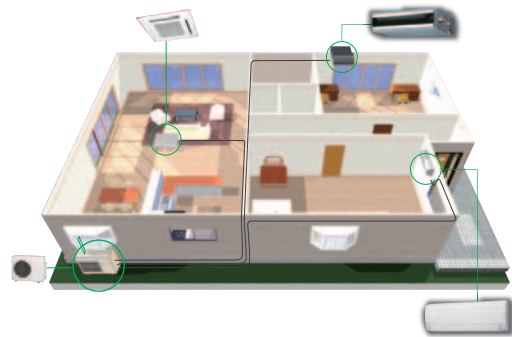
Equipped with highly efficient rotary compressors (Except AOGG14LAC2) and a DC fan motor to improve efficiency. All models achieve the Ticks 4 energy saving level.



Except AOAG14LAC2


Wide range of indoor units with various models

3 types, 17 models are lined up in the capacity range from 2kW to 7kW class. Wide capacity range meets the needs from the private room of home or hotel to the large stores.

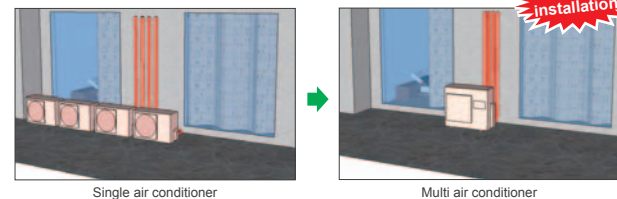


Outdoor unit's space saving design makes for a better looking exterior

Cooling and heating of 2 to 4 rooms is possible by only 1 outdoor unit that is nearly the same size as a single model. Spacious veranda and yard make the exterior simple.



4 rooms multi air conditioning example



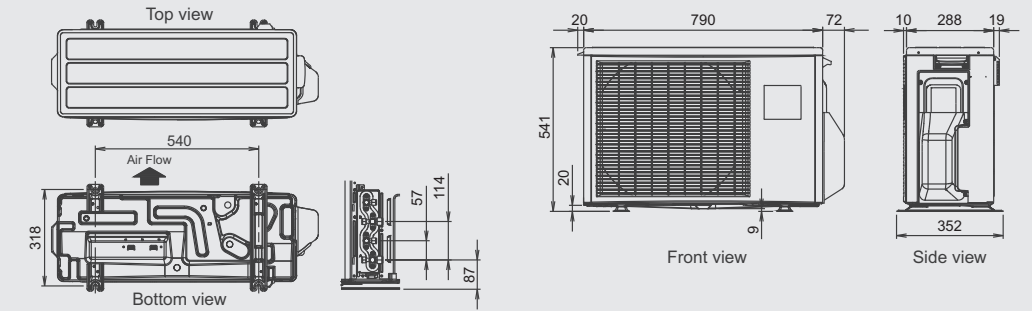
Single air conditioner

Multi air conditioner

Outdoor unit Dimensions

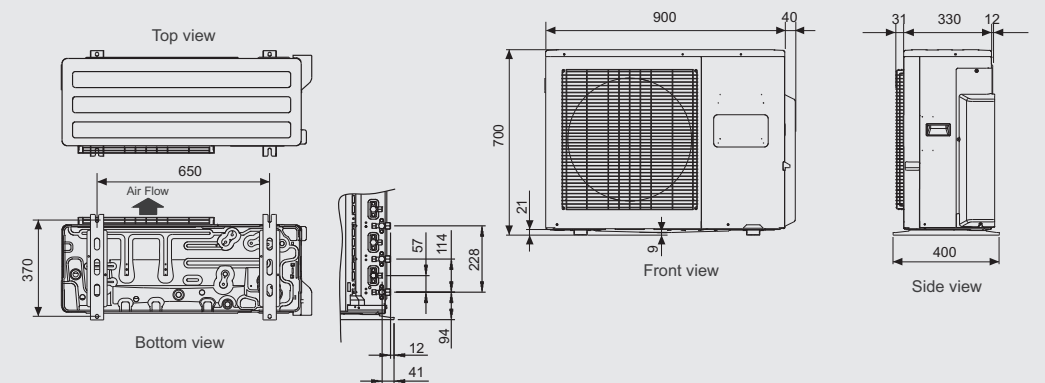
2 ROOMS

Model: AOAG14LAC2 / AOAG18LAC2



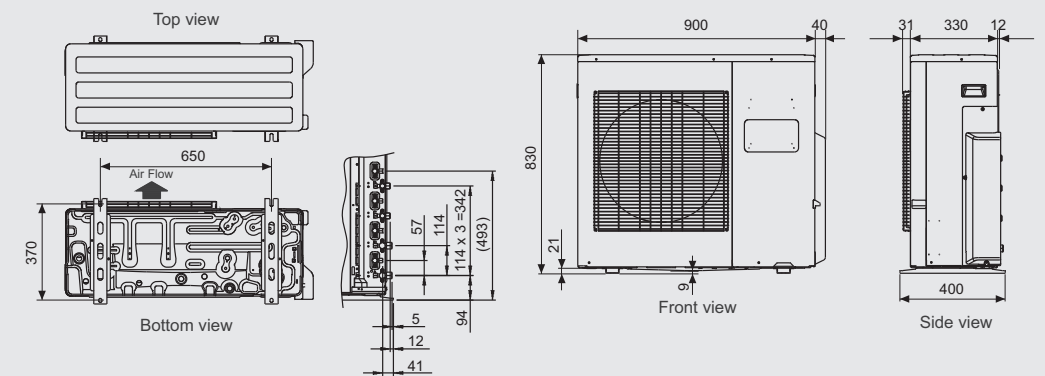
3 ROOMS

Model: AOAG24LAT3



4 ROOMS

Model: AOAG30LAT4



Outdoor unit Specifications

Model No.	Outdoor unit	AOAG14LAC2	AOAG18LAC2	AOAG24LAT3	AOAG30LAT4
Power Source	V/∅/Hz	230/1/50	230/1/50	230/1/50	230/1/50
Rated Capacity (min-max)	Cooling	4.0(1.4~4.4)	5.0(1.7~5.6)	6.8(1.8~8.5)	8.0(3.5~10.1)
	Heating	4.4(1.1~5.4)	5.6(1.8~6.1)	8.0(2.0~9.2)	9.6(3.7~12.0)
Sound pressure level	Cooling	47	51	48	50
	Heating	49	51	49	51
Net Dimension H x W x D	mm	540x790x290	540x900x290	700x900x330	830x900x330
Weight	kg(lbs)	37(81.6)	38(83.8)	55(121.3)	68(149.9)
Piping Connections	Small (Liquid)	∅6.35x2	∅6.35x2	∅6.35x3	∅6.35x4
	Large (Gas)	∅9.52x2	∅9.52x2	∅9.52x2, ∅12.7	∅9.52x2, ∅12.7x2
Max. length	Total / Each	30 / 20	30 / 20	50 / 25	70 / 25
Max. Height Difference	Between Outdoor Unit and Each Indoor Units.	15	15	15	15
	Between Indoor Units.	10	10	10	10
Operation Range	Cooling	10~46	10~46	10~46	10~46
	Heating	-10~24	-10~24	-10~24	-10~24
Refrigerant		R410A	R410A	R410A	R410A

Note: Specifications are based on the following conditions.

- Cooling: Indoor temperature of 27°CDB/19°CWB. and outdoor temperature of 35°CDB/24°CWB.
- Heating: Indoor temperature of 20°CDB/15°CWB. and outdoor temperature of 7°CDB/6°CWB.
- Pipe length: 5m, Height difference: 0m. (Outdoor unit - indoor unit)

NEW 8 Rooms : AOYG45LBT8


- Suitable for large homes, shops, small buildings, and a variety of other multi installations
- Up to 8 indoor units can be connected
- Excellent installability, lightweight, compact yet high efficiency operation outdoor unit

Refrigerant Piping Parts

Separation Tube
UTP-SX248A

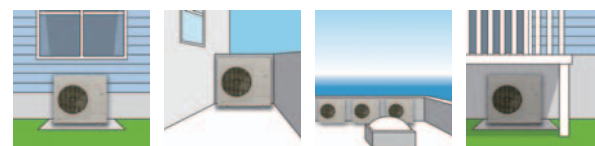



Branch Box
UTP-PY03A / UTP-PY02A



High Efficiency & Compact

Compact outdoor unit



Innovated technology

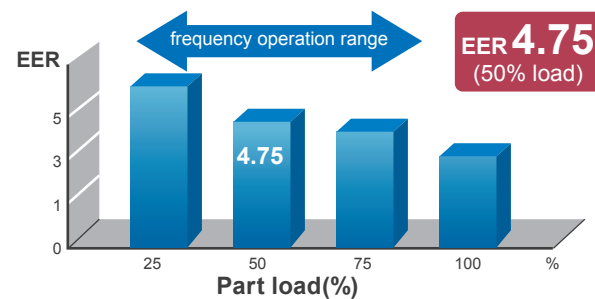
- High efficiency large fan :** New high efficiency fan is mounted.
- DC fan motor :** High performance and high efficiency has been realized by using a small DC fan motor.
- Heat exchanger :** Reduced compact size and energy saving has been realized by utilizing high density piping design and 3-Row heat exchanger.
- High efficiency DC twin rotary compressor :** A high performance, low noise, large capacity DC twin rotary compressor is used.

High seasonal efficiency

The actual performance is conducted under various outside temperatures depending on weather and seasons, furthermore, especially for multi system, not all the rooms are operated all the time. So over 90% of actual operation time, air conditioners are operated at partial capacity instead of rated capacity.

Considering these, we focused on energy-saving performance which is based on actual use.

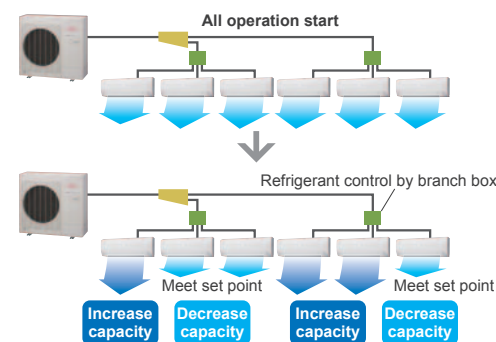
Efficiency of part load performance was drastically improved by developing ALL DC and our own inverter system.



More Comfort

Quick comfort by optimized refrigerant control

Every room meet set point most quickly and comfortably by optimized refrigerant control.



Central Remote Controller Option

Central remote controller developed for residential applications.

All indoor units can be batched controlled using simple operations. Schedule management and other functions can be used to achieve even greater energy savings.

UTY-DMMYM

Central & Individual Control

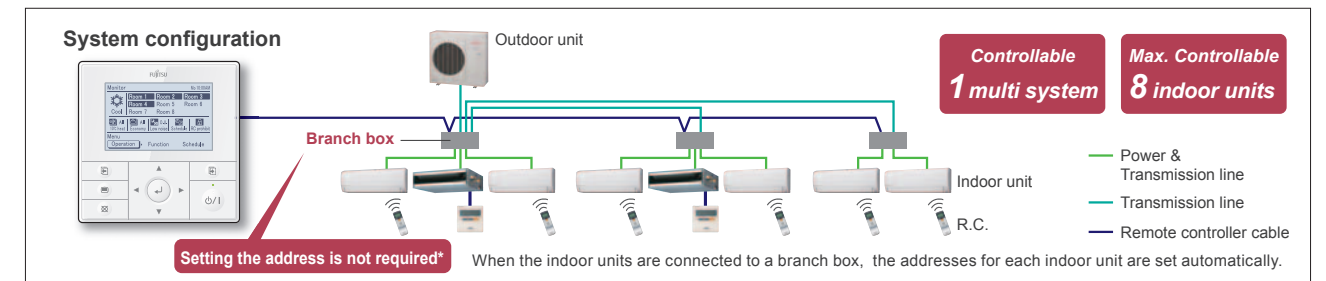
Batched control of up to 8 indoor units. The temperature, airflow volume, and remote control prohibition settings of all indoor units can be batched.

User-friendly operation

- Large backlight LED screen
- Large easy-to-see operation panel

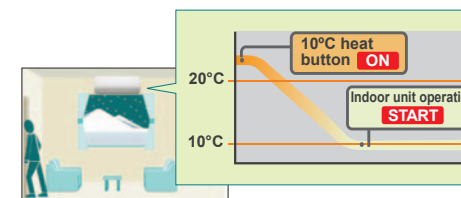
Multiple language support

Corresponds to 9 different languages (English, German, French, Spanish, Russian, Portuguese, Italian, Greek, and Turkish)



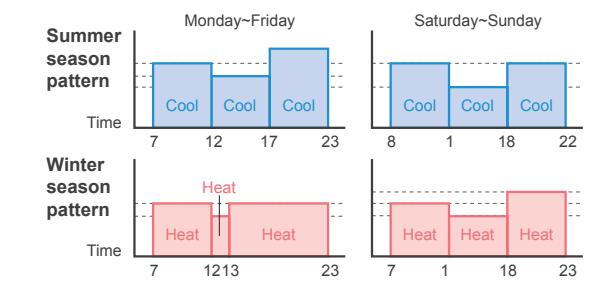
10°C heat operation

When you leave, minimum heating operation is performed to maintain the room temperature (maintain at 10°C).



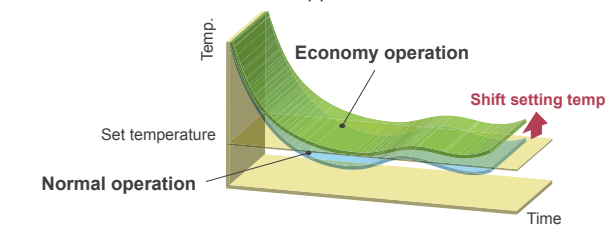
Weekly schedule timer

The ON/OFF setting can be set for 4 times a day. Two weekly patterns can be set to match the cooling and heating seasons.



Economy operation

Economy operation is energy saving, as the set temperature of indoor unit is shifted by 1°C and the maximum electric value of the outdoor unit is suppressed.

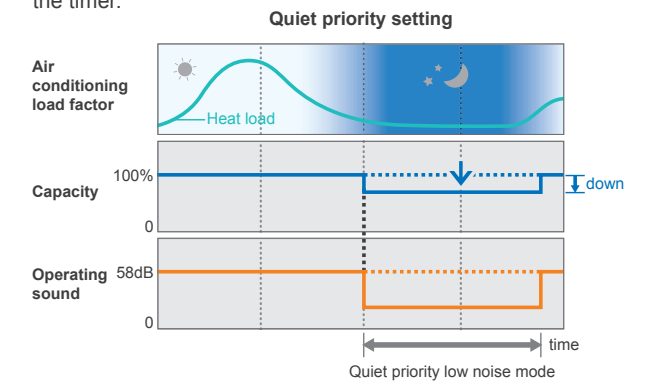


Prohibited Settings

The remote controller operation of all indoor units comes with a lock function to prevent unapproved operations in the various rooms. The central remote controller also has a key lock function to prevent children from playing with it, etc

Low noise operation

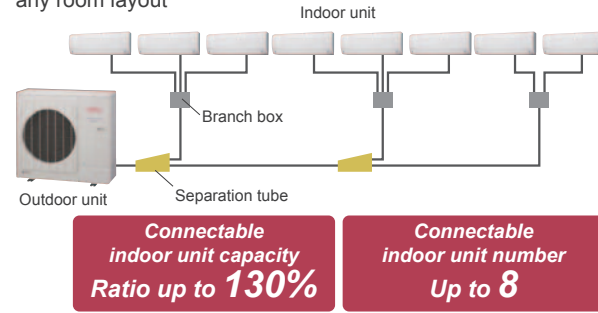
Users can choose from 4 low noise levels, depending on the installation environment. The operation time can be set using the timer.



Flexible Design & Easy Installation

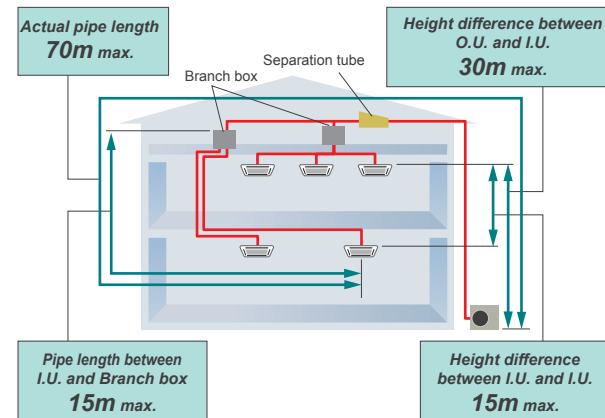
Large capacity connection

Up to 8 indoor units can be connected to one outdoor unit. A maximum of 130% indoor unit connectable capacity. Match any room layout

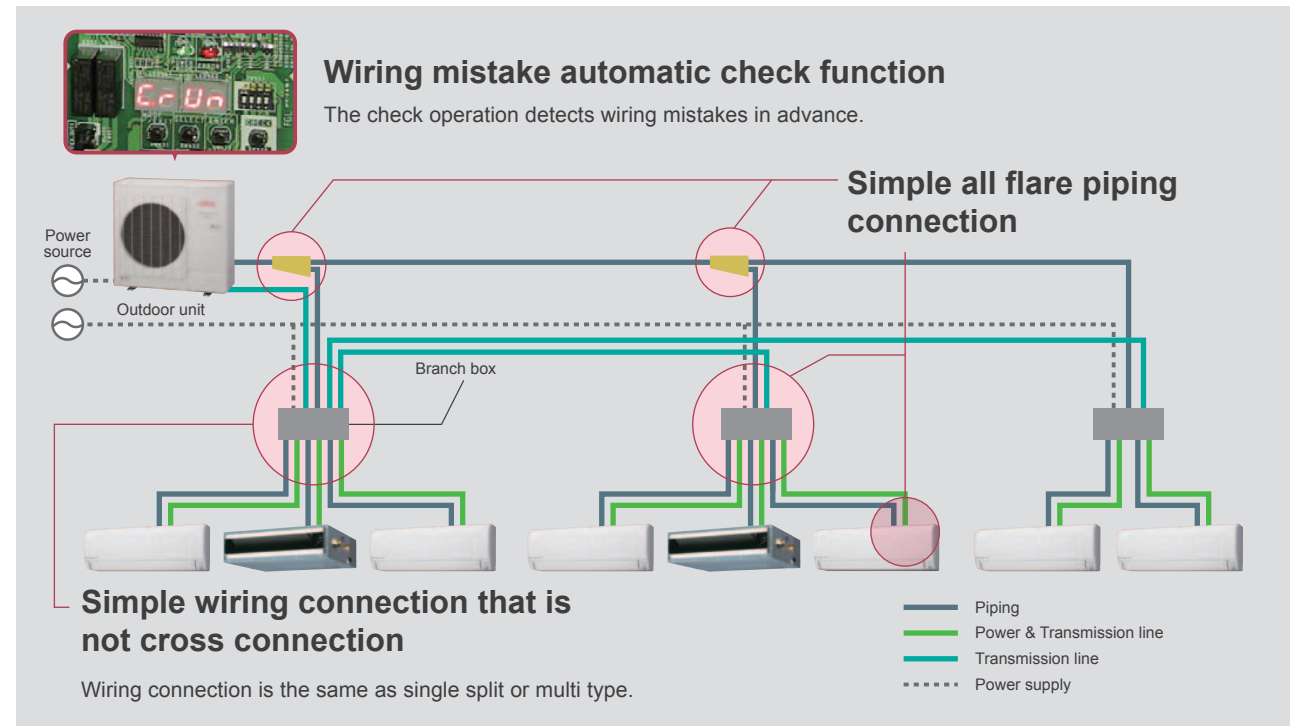


Long piping design

Can be installed in high rise condominium or commercial building

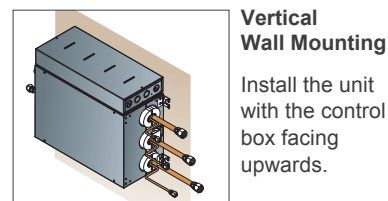
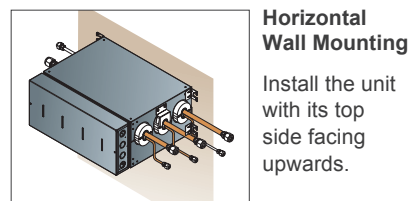
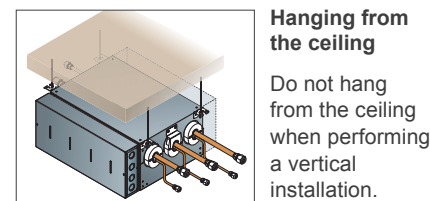


All flare piping connection and simple installation that minimizes wiring mistakes.



Branch Box can be mounted flexibly.

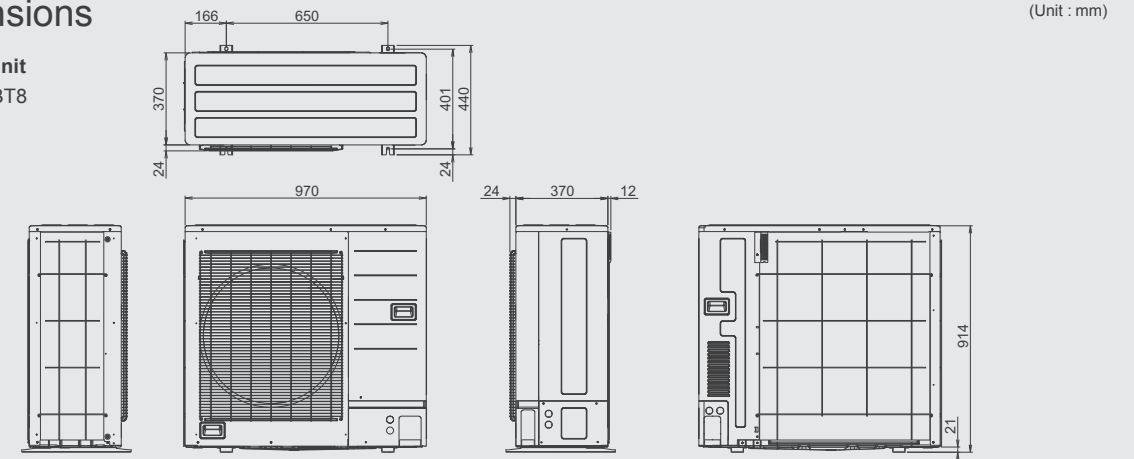
Allowed Branch Box Mounting Direction



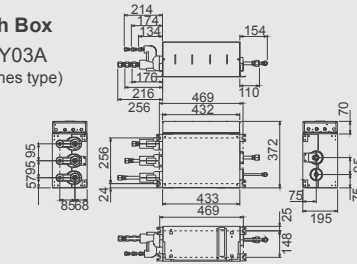
Outdoor unit Dimensions

Dimensions

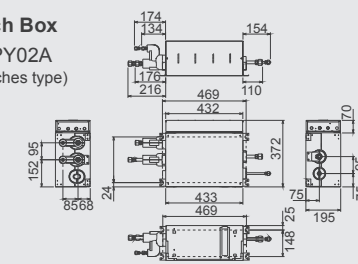
Outdoor Unit
AOYG45LBT8



Branch Box
UTP-PY03A
(3 branches type)



Branch Box
UTP-PY02A
(2 branches type)



Specifications

Model name	AOYG45LBT8		
Maximum Connectable Indoor Unit	8		
Indoor unit connectable capacity	Cooling	kW	11.2 - 18.2
Power source	V/Ø/Hz		230/1/50
Rated Capacity	Cooling	kW	14.0
	Heating	kW	16.0
Input Power	Cooling	kW	5.20
	Heating	kW	5.07
Air flow rate	Cooling	m³/h	4,650
	Heating	m³/h	4,800
Sound pressure level	Cooling	dB(A)	56
	Heating	dB(A)	58
Heat exchanger fin	Plate fin coil		
Net Dimensions H x W x D	mm		914 x 970 x 370
Weight	kg(lbs)		98 (217)
Piping Connections (Small / Large)	mm		9.52/15.88
Max Pipe Length	m		115 (Total)
Max Height Difference (O.U ~ I.U)	m		30
Operating range	Cooling	°CDB	-5 to 46
	Heating	°CDB	-15 to 24
Refrigerant	R410A		

Model name	UTP-PY03A	UTP-PY02A
Connectable indoor unit	1 to 3 Units	1 to 2 Units
Power source	1Ø 230V ~50Hz	
Available voltage range	198-264V	
Power consumption	W	10
Running current	A	0.05
Dimensions (HxWxD)	mm	
Weight	kg	
Connection pipe	Size	mm
	Method	Flare
	Main: 9.52x1, Branch: 6.35x3	Main: 9.52x1, Branch: 6.35x2
	Main: 15.88x1, Branch: 12.7x3	Main: 15.88x1, Branch: 12.7x2

Note: Specifications are based on the following conditions. Power source of specifications: 230V.

2 & 3-4 Rooms Multi

Wall Mounted Type

Model No.	Indoor unit	ASAG07LJCA	ASAG09LJCA	ASAG12LJCA	ASYG07LUCA	ASYG09LUCA	ASYG12LUCA
kW Class	kW	2.0	2.5	3.5	2.0	2.5	3.5
Power Source	V/∅/Hz	230/1/50	230/1/50	230/1/50	230/1/50	230/1/50	230/1/50
Air Flow	Cooling	560/500/430/310	600/520/430/310	660/560/450/310	570/520/470/330	600/550/470/330	660/600/530/330
	Heating	560/500/430/330	600/520/430/330	660/560/470/330	570/520/470/330	600/550/470/330	660/600/530/330
Sound pressure level	Cooling	36/32/29/21	37/33/29/21	40/36/30/21	35/30/28/21	36/32/28/21	37/34/31/21
	Heating	36/32/29/22	37/33/29/22	40/36/31/22	35/30/28/21	36/32/28/21	37/34/31/21
Net Dimension H × W × D	mm	280x790x203	280x790x203	280x790x203	282x870x185	282x870x185	282x870x185
Weight	kg(lbs)	8(17.6)	8(17.6)	8(17.6)	9.5(20.9)	9.5(20.9)	9.5(20.9)
Piping Connections	Liquid/Gas	∅6.35/∅9.52	∅6.35/∅9.52	∅6.35/∅9.52	∅6.35/∅9.52	∅6.35/∅9.52	∅6.35/∅9.52

Wall Mounted Type

Model No.	Indoor unit	ASAG18LFCA	ASAG24LFCA
kW Class	kW	5.0	7.0
Power Source	V/∅/Hz	230/1/50	230/1/50
Air Flow	Cooling	900/740/620/550	1120/900/740/620
	Heating	900/740/620/550	1100/900/740/620
Sound pressure level	Cooling	43/37/33/26	49/42/37/33
	Heating	42/37/33/25	48/42/37/33
Net Dimension H × W × D	mm	320x998x238	320x998x238
Weight	kg(lbs)	14(30.9)	14(30.9)
Piping Connections	Liquid/Gas	∅6.35/∅12.7	∅6.35/∅15.88

Compact Cassette Type

Model No.	Indoor unit	AUAG09LVLA	AUAG12LVLA	AUAG14LVLA	AUAG18LVLA
kW Class	kW	2.5	3.5	4.0	5.0
Power Source	V/∅/Hz	230/1/50	230/1/50	230/1/50	230/1/50
Air Flow	Cooling	540/490/440/390	610/530/470/410	680/580/490/410	750/610/520/410
	Heating	540/490/440/390	610/530/470/410	700/620/550/430	800/710/600/450
Sound pressure level	Cooling	33/31/29/27	37/33/31/28	40/35/32/29	42/37/33/29
	Heating	34/32/29/27	37/33/31/28	40/37/34/29	44/40/37/30
Net Dimension H × W × D	mm	245x570x570	245x570x570	245x570x570	245x570x570
Weight	kg(lbs)	15(33.1)	15(33.1)	15(33.1)	15(33.1)
Panel		UTG-UFYD-W			
Piping Connections	Liquid/Gas	∅6.35/∅9.52	∅6.35/∅9.52	∅6.35/∅12.7	∅6.35/∅12.7

Slim Duct Type

Model No.	Indoor unit	ARAG09LLLLA	ARAG12LLLLA	ARAG14LLLLA	ARAG18LLLLA	ARAG24LLLLA
kW Class	kW	2.5	3.5	4.0	5.0	7.0
Power Source	V/∅/Hz	230/1/50	230/1/50	230/1/50	230/1/50	230/1/50
Air Flow	Cooling	600/550/500/450	650/600/550/480	800/700/600/480	940/880/820/750	1330/1240/1100/1030
	Heating	600/550/500/450	650/600/550/480	800/700/600/480	940/880/820/750	1330/1240/1100/1030
Sound pressure level	Cooling	28/27/26/25	29/28/27/26	32/30/28/26	32/31/30/29	33/32/30/29
	Heating	28/26/25/24	29/28/27/24	33/30/28/25	33/32/31/29	35/34/32/29
Net Dimension H × W × D	mm	198x700x620	198x700x620	198x700x620	198x900x620	198x1100x620
Weight	kg(lbs)	19(41.9)	19(41.9)	19(41.9)	23(50.7)	27(59.5)
Piping Connections	Liquid/Gas	∅6.35/∅9.52	∅6.35/∅9.52	∅6.35/∅12.7	∅6.35/∅12.7	∅6.35/∅15.88
External static pressure		0 to 90				0 to 50
Drain pump		Standard				

8 Rooms Multi

Compact wall mounted

Model No.	Indoor unit	ASYG07LUCA	ASYG09LUCA	ASYG12LUCA	ASYG14LUCA
kW Class	kW	2.0	2.5	3.5	4.0
Power Source	V/∅/Hz	230/1/50	230/1/50	230/1/50	230/1/50
Sound Pressure Level	Cooling	35/30/28/21	36/32/28/21	37/34/31/21	41/36/33/25
	Heating	35/30/28/21	36/32/28/21	37/34/31/21	41/36/34/27
Sound Power Level	Cooling	53	54	55	59
	Heating	53	54	55	59
Air Flow	Cooling	570/520/470/330	600/550/470/330	660/600/530/330	710/640/570/390
	Heating	570/520/470/330	600/550/470/330	660/600/530/330	710/640/590/430
Net Dimension	mm	282x870x185	282x870x185	282x870x185	282x870x185
Weight	kg(lbs)	9.5(21)	9.5(21)	9.5(21)	9.5(21)
Pipe Size	Liquid/Gas	∅6.35/∅9.52	∅6.35/∅9.52	∅6.35/∅9.52	∅6.35/∅12.7

Wall mounted

Model No.	Indoor unit	ASYG07LMCA	ASYG09LMCA	ASYG12LMCA	ASYG14LMCA	ASYG18LFCA	ASYG24LFCC
kW Class	kW	2.0	2.5	3.5	4.0	5.0	7.0
Power Source	V/∅/Hz	230/1/50	230/1/50	230/1/50	230/1/50	230/1/50	230/1/50
Sound Pressure Level	Cooling	36/32/29/21	37/33/29/21	40/36/30/21	42/38/33/25	43/37/33/26	49/42/37/33
	Heating	36/32/29/22	37/33/29/22	40/36/31/22	42/38/35/27	42/37/33/25	48/42/37/33
Sound Power Level	Cooling	51	52	54	57	58	64
	Heating	51	52	54	57	58	64
Air Flow	Cooling	560/500/430/310	600/520/430/310	660/560/450/310	730/600/530/360	900/740/620/550	1120/900/740/620
	Heating	560/500/430/330	600/520/430/330	660/560/470/330	730/615/560/375	900/740/620/550	1100/900/740/620
Net Dimension	mm	268x840x203	268x840x203	268x840x203	268x840x203	320x998x238	320x998x238
Weight	kg(lbs)	8.5(19)	8.5(19)	8.5(19)	8.5(19)	14(30.8)	14(30.8)
Pipe Size	Liquid/Gas	∅6.35/∅9.52	∅6.35/∅9.52	∅6.35/∅9.52	∅6.35/∅12.7	∅6.35/∅12.7	∅6.35/∅15.88

Floor

Model No.	Indoor unit	AGYG09LVCA	AGYG12LVCA	AGYG14LVCA
kW Class	kW	2.5	3.5	4.0
Power Source	V/∅/Hz	230/1/50	230/1/50	230/1/50
Sound Pressure Level	Cooling	39/34/28/22	42/36/30/22	44/38/31/22
	Heating	39/35/30/22	42/38/32/22	44/39/33/22
Sound Power Level	Cooling	52	55	56
	Heating	52	55	56
Air Flow	Cooling	530/440/360/270	600/490/380/270	650/520/400/270
	Heating	530/460/380/270	600/510/410/270	650/540/430/270
Net Dimension	mm	600x740x200	600x740x200	600x740x200
Weight	kg(lbs)	14(30.7)	14(30.7)	14(30.7)
Pipe Size	Liquid/Gas	∅6.35/∅9.52	∅6.35/∅9.52	∅6.35/∅12.7

Floor ceiling

Model No.	Indoor unit	ABYG14LVTB	ABYG18LVTB
kW Class	kW	4.0	5.0
Power Source	V/∅/Hz	230/1/50	230/1/50
Sound Pressure Level	Cooling	36/34/33/29 (Under ceiling)	41/38/34/32 (Under ceiling)
	Heating	39/37/36/32 (Floor console)	44/41/37/35 (Floor console)
Sound Power Level	Cooling	51	55
	Heating	51	55
Air Flow	Cooling	640/590/540/480	780/700/560/500
	Heating	640/590/540/480	780/700/560/500
Net Dimension	mm	199x990x655	199x990x655
Weight	kg(lbs)	27(60)	27(60)
Pipe Size	Liquid/Gas	∅6.35/∅12.7	∅6.35/∅12.7

Compact cassette

Model No.	Indoor unit	AUYG07LVLA	AUYG09LVLA	AUYG12LVLB	AUYG14LVLB	AUYG18LVLB
kW Class	kW	2.0	2.5	3.5	4.0	5.0
Power Source	V/∅/Hz	230/1/50	230/1/50	230/1/50	230/1/50	230/1/50
Sound Pressure Level	Cooling	33/31/29/27	33/31/29/27	37/33/31/28	40/35/32/29	42/37/33/29
	Heating	34/32/29/27	34/32/29/27	37/33/31/28	40/37/34/29	44/40/37/30
Sound Power Level	Cooling	46	46	49	52	54
	Heating	47	47	49	52	56
Air Flow	Cooling	540/490/440/390	540/490/440/390	610/530/470/410	680/580/490/410	750/610/520/410
	Heating	540/490/440/390	540/490/440/390	610/530/470/410	700/620/550/430	800/710/600/450
Net Dimension	mm	245x570x570	245x570x570	245x570x570	245x570x570	245x570x570
Weight	kg(lbs)	15(33.1)	15(33.1)	15(33.1)	15(33.1)	15(33.1)
Cassette Grille		UTG-UFYD-W				
Pipe Size	Liquid/Gas	∅6.35/∅9.52	∅6.35/∅9.52	∅6.35/∅9.52	∅6.35/∅12.7	∅6.35/∅12.7

Slim duct

Model No.	Indoor unit	ARYG07LLTA	ARYG09LLTA	ARYG12LLTB	ARYG14LLTB	ARYG18LLTB
kW Class	kW	2.0	2.5	3.5	4.0	5.0
Power Source	V/∅/Hz	230/1/50	230/1/50	230/1/50	230/1/50	230/1/50
Sound Pressure Level	Cooling	28/26/25/24	28/27/26/25	29/28/27/26	32/30/28/26	32/31/30/29
	Heating	28/26/25/24	28/26/25/24	29/28/27/24	33/30/28/25	33/32/31/29
Sound Power Level	Cooling	57	57	58	60	58
	Heating	57	57	58	61	59
Air Flow	Cooling	550/490/470/440	600/550/500/450	650/600/550/480	800/700/600/480	940/880/820/750
	Heating	550/490/470/440	600/550/500/450	650/600/550/480	800/700/600/480	940/880/820/750
Net Dimension	mm	198x700x620	198x700x620	198x700x620	198x700x620	198x900x620
Weight	kg(lbs)	17(37.5)	19(41.8)	19(41.8)	19(41.8)	23(50.6)
Pipe Size	Liquid/Gas	∅6.35/∅9.52	∅6.35/∅9.52	∅6.35/∅9.52	∅6.35/∅12.7	∅6.35/∅12.7
External static pressure		0 to 90				
Drain pump		Standard				

2 Rooms Multi cooling

AOAG14LAC2	Combination of indoor unit			COOLING OPERATION					
				Cooling Capacity			Input Power (min-max)		COP (W/W)
	Room 1	Room 2	Total	Room 1	Room 2	Total Capacity (min-max)	Room 1	Room 2	
1 Room	7	-	7	2.10	-	2.10(1.20-2.70)	0.59(0.30-0.76)	-	3.56
	9	-	9	2.50	-	2.50(1.20-3.20)	0.65(0.30-1.03)	-	3.85
	12	-	12	3.50	-	3.50(1.20-3.70)	1.01(0.30-1.21)	-	3.47
2 Room	7	7	14	2.00	2.00	4.00(1.40-4.40)	1.06(0.35-1.40)	-	3.77
	7	9	16	1.95	2.05	4.00(1.40-4.40)	1.06(0.35-1.40)	-	3.77
	7	12	19	1.65	2.35	4.00(1.40-4.60)	1.02(0.35-1.47)	-	3.92
	9	9	18	2.00	2.00	4.00(1.40-4.50)	1.06(0.35-1.43)	-	3.77
	9	12	21	1.70	2.30	4.00(1.40-4.70)	1.02(0.35-1.47)	-	3.92
	12	12	24	2.50	2.50	5.00(1.70-5.80)	1.49(0.35-1.99)	-	3.36

Note: *7:7000Btu/h / 9:9000Btu/h / 12:12000Btu/h models
 *Connectable indoor units are only wall mounted type.
 *Operating data under running indoor units are shown on the above table.
 *2 or more indoor units should be connected.
 *Cooling capacity is based on 27°CDB/19°CWB (indoor temperature), 35°CDB (outdoor temperature).
 *Pipe Length: 5m, Height difference: 0m (Outdoor unit to Indoor unit)
 *The Total ability of connected a indoor unit is up to 21000Btu from 14000Btu.

AOAG18LAC2	Combination of indoor unit			COOLING OPERATION					
				Cooling Capacity			Input Power (min-max)		COP (W/W)
	Room 1	Room 2	Total	Room 1	Room 2	Total Capacity (min-max)	Room 1	Room 2	
1 Room	7	-	7	2.10	-	2.10(1.40-2.70)	0.48(0.30-0.72)	-	4.38
	9	-	9	2.50	-	2.50(1.40-3.20)	0.64(0.30-1.05)	-	3.94
	12	-	12	3.50	-	3.50(1.40-3.70)	1.02(0.30-1.34)	-	3.43
2 Room	7	7	14	2.10	2.10	4.20(1.70-5.20)	1.24(0.35-1.68)	-	3.39
	7	9	16	2.10	2.50	4.60(1.70-5.30)	1.26(0.35-1.79)	-	3.65
	7	12	19	1.90	3.10	5.00(1.70-5.60)	1.48(0.35-1.95)	-	3.38
	9	9	18	2.50	2.50	5.00(1.70-5.60)	1.49(0.35-1.95)	-	3.36
	9	12	21	2.10	2.90	5.00(1.70-5.70)	1.48(0.35-1.95)	-	3.38
	12	12	24	2.50	2.50	5.00(1.70-5.80)	1.49(0.35-1.99)	-	3.36

Note: *7:7000Btu/h / 9:9000Btu/h / 12:12000Btu/h models
 *Operating data under running indoor units are shown on the above table.
 *2 or more indoor units should be connected.
 *Cooling capacity is based on 27°CDB/19°CWB (indoor temperature), 35°CDB (outdoor temperature).
 *Pipe Length: 5m, Height difference: 0m (Outdoor unit to Indoor unit)
 *The Total ability of connected a indoor unit is up to 24000Btu from 14000Btu.

3 Rooms Multi cooling

AOAG24LAT3	Combination of indoor unit				COOLING OPERATION					
					Cooling Capacity				Input Power (min-max)	COP (W/W)
	Room 1	Room 2	Room 3	Total	Room 1	Room 2	Room 3	Total (min-max)	Room 1	
1 Room	7	-	-	7	2.30	-	-	2.3(1.5-2.7)	0.65(0.45-0.75)	3.54
	9	-	-	9	2.70	-	-	2.7(1.5-3.3)	0.80(0.45-1.09)	3.38
	12	-	-	12	3.50	-	-	3.5(1.5-3.7)	1.09(0.45-1.15)	3.21
	14	-	-	14	4.20	-	-	4.2(1.5-4.8)	1.16(0.45-1.41)	3.62
	18	-	-	18	5.00	-	-	5.0(1.8-5.6)	1.50(0.50-1.96)	3.33
2 Room	7	7	-	14	2.30	2.30	-	4.6(1.8-5.0)	1.20(0.50-1.40)	3.83
	7	9	-	16	2.30	2.70	-	5.0(1.8-5.7)	1.36(0.50-1.78)	3.68
	7	12	-	19	2.38	3.42	-	5.8(1.8-6.1)	1.70(0.50-1.97)	3.41
	7	14	-	21	2.37	4.13	-	6.5(1.8-7.2)	1.91(0.50-2.46)	3.40
	7	18	-	25	2.08	4.52	-	6.6(1.8-7.8)	1.91(0.50-2.87)	3.46
	9	9	-	18	2.75	2.75	-	5.5(1.8-6.2)	1.55(0.50-2.02)	3.55
	9	12	-	21	2.79	3.41	-	6.2(1.8-6.8)	1.90(0.50-2.45)	3.26
	9	14	-	23	2.66	3.94	-	6.6(1.8-7.7)	1.91(0.50-2.77)	3.46
	9	18	-	27	2.35	4.35	-	6.7(1.8-7.9)	1.91(0.50-2.87)	3.51
	12	12	-	24	3.15	3.15	-	6.3(1.8-7.2)	1.90(0.50-2.74)	3.32
	12	14	-	26	3.03	3.67	-	6.7(1.8-7.8)	1.91(0.50-2.87)	3.51
	3 Room	12	18	-	30	2.66	4.04	-	6.7(1.8-7.9)	1.92(0.50-2.87)
7		7	7	21	2.27	2.27	2.27	6.8(1.8-7.4)	1.92(0.50-2.37)	3.54
7		7	9	23	2.14	2.14	2.52	6.8(1.8-7.8)	1.93(0.50-2.60)	3.52
7		7	12	26	1.98	1.98	2.84	6.8(1.8-8.1)	1.93(0.50-2.87)	3.52
7		7	14	28	1.82	1.82	3.16	6.8(2.0-8.4)	1.94(0.60-2.87)	3.51
7		7	18	32	1.63	1.63	3.54	6.8(2.0-8.5)	1.94(0.60-2.87)	3.51
7		9	9	25	2.03	2.38	2.38	6.8(1.8-8.2)	1.93(0.50-2.87)	3.52
7		9	12	28	1.88	2.21	2.70	6.8(1.8-8.2)	1.93(0.50-2.87)	3.52
7		9	14	30	1.74	2.04	3.02	6.8(2.0-8.4)	1.94(0.60-2.87)	3.51
7		9	18	34	1.56	1.84	3.40	6.8(2.0-8.5)	1.94(0.60-2.87)	3.51
7		12	12	31	1.76	2.52	2.52	6.8(1.8-8.2)	1.94(0.50-2.87)	3.51
7		12	14	33	1.63	2.34	2.83	6.8(2.0-8.5)	1.94(0.60-2.87)	3.51
9		9	9	27	2.27	2.27	2.27	6.8(1.8-8.2)	1.94(0.50-2.87)	3.51
9		9	12	30	2.11	2.11	2.58	6.8(1.8-8.3)	1.94(0.50-2.87)	3.51
9		9	14	32	1.95	1.95	2.89	6.8(2.0-8.5)	1.94(0.60-2.87)	3.51
9		9	18	36 ^{*1}	1.77	1.77	3.27	6.8(2.0-8.5)	1.94(0.60-2.87)	3.51
9		12	12	33	1.97	2.41	2.41	6.8(1.8-8.3)	1.94(0.50-2.87)	3.51
9		12	14	35	1.84	2.24	2.72	6.8(2.0-8.5)	1.94(0.60-2.87)	3.51
12		12	12	36	2.27	2.27	2.27	6.8(1.8-8.3)	1.94(0.50-2.87)	3.51

Note: *7:7000Btu/h / 9:9000Btu/h / 12:12000Btu/h / 14:14000Btu/h / 18:18000Btu/h models
 *Operating data under running indoor units are shown on the above table.
 *2 or more indoor units should be connected.
 *Cooling capacity is based on 27°CDB/19°CWB (indoor temperature), 35°CDB (outdoor temperature).
 *Pipe Length: 5m, Height difference: 0m (Outdoor unit to Indoor unit)
 *The Total ability of connected a indoor unit is up to 36000Btu from 14000Btu.
 *1: When ASAG18L is connected, connect at least 1 wall mounted type for 9000Btu.

2 Rooms Multi heating

AOAG14LAC2	Combination of indoor unit			HEATING OPERATION					
				Heating Capacity			Input Power (min-max)		COP (W/W)
	Room 1	Room 2	Total	Room 1	Room 2	Total Capacity (min-max)	Room 1	Room 2	
1 Room	7	-	7	2.70	-	2.70(0.90-3.30)	0.64(0.25-0.89)	-	4.22
	9	-	9	3.30	-	3.30(0.90-4.20)	0.87(0.25-1.37)	-	3.79
	12	-	12	4.00	-	4.00(0.90-4.80)	1.13(0.25-1.59)	-	3.54
2 Room	7	7	14	2.20	2.20	4.40(1.10-5.40)	1.03(0.25-1.78)	-	4.27
	7	9	16	2.15	2.25	4.40(1.10-5.40)	1.03(0.25-1.78)	-	4.27
	7	12	19	1.95	2.45	4.40(1.10-5.50)	1.02(0.25-1.76)	-	4.31
	9	9	18	2.20	2.20	4.40(1.10-5.40)	1.03(0.25-1.78)	-	4.27
	9	12	21	2.00	2.40	4.40(1.10-5.50)	1.02(0.25-1.76)	-	4.31
	12	12	24	2.80	2.80	5.60(1.80-6.30)	1.49(0.35-1.99)	-	3.36

Note: *7:7000Btu/h / 9:9000Btu/h / 12:12000Btu/h models
 *Connectable indoor units are only wall mounted type.
 *Operating data under running indoor units are shown on the above table.
 *2 or more indoor units should be connected.
 *Heating capacity is based on 20°CDB (indoor temperature), 7°CDB / 6°CWB (outdoor temperature).
 *Pipe Length: 5m, Height difference: 0m (Outdoor unit to Indoor unit)
 *The Total ability of connected a indoor unit is up to 21000Btu from 14000Btu.

AOAG18LAC2	Combination of indoor unit			HEATING OPERATION					
				Heating Capacity			Input Power (min-max)		COP (W/W)
	Room 1	Room 2	Total	Room 1	Room 2	Total Capacity (min-max)	Room 1	Room 2	
1 Room	7	-	7	2.70	-	2.70(1.40-3.30)	0.48(0.30-0.72)	-	4.38
	9	-	9	3.30	-	3.30(1.40-4.20)	0.64(0.30-1.05)	-	3.94
	12	-	12	4.00	-	4.00(1.40-4.80)	1.02(0.30-1.34)	-	3.43
2 Room	7	7	14	2.70	2.70	5.40(1.80-6.00)	1.24(0.35-1.68)	-	3.39
	7	9	16	2.50	3.00	5.50(1.80-6.00)	1.26(0.35-1.79)	-	3.65
	7	12	19	2.30	3.30	5.60(1.80-6.10)	1.48(0.35-1.95)	-	3.38
	9	9	18	2.80	2.80	5.60(1.80-6.10)	1.49(0.35-1.95)	-	3.36
	9	12	21	2.45	3.15	5.60(1.80-6.20)	1.48(0.35-1.95)	-	3.38
	12	12	24	2.80	2.80	5.60(1.80-6.30)	1.49(0.35-1.99)	-	3.36

Note: *7:7000Btu/h / 9:9000Btu/h / 12:12000Btu/h models
 *Operating data under running indoor units are shown on the above table.
 *2 or more indoor units should be connected.
 *Heating capacity is based on 20°CDB (indoor temperature), 7°CDB / 6°CWB (outdoor temperature).
 *Pipe Length: 5m, Height difference: 0m (Outdoor unit to Indoor unit)
 *The Total ability of connected a indoor unit is up to 24000Btu from 14000Btu.

3 Rooms Multi heating

AOAG24LAT3	Combination of indoor unit				HEATING OPERATION					
					Heating Capacity				Input Power (min-max)	COP (W/W)
	Room 1	Room 2	Room 3	Total	Room 1	Room 2	Room 3	Total (min-max)	Room 1	
1 Room	7	-	-	7	2.70	-	-	2.7(1.5-3.3)	0.83(0.43-1.00)	3.25
	9	-	-	9	3.30	-	-	3.3(1.5-4.2)	1.00(0.42-1.30)	3.30
	12	-	-	12	3.80	-	-	3.8(1.5-4.8)	1.26(0.42-1.62)	3.02
	14	-	-	14	4.80	-	-	4.8(1.5-5.8)	1.30(0.42-1.70)	3.69
	18	-	-	18	6.00	-	-	6.0(1.6-7.1)	1.85(0.42-2.40)	3.24
2 Room	7	7	-	14	2.75	2.75	-	5.5(2.0-6.1)	1.55(0.52-1.93)	3.55
	7	9	-	16	2.80	3.30	-	6.1(2.0-7.0)	1.82(0.52-2.52)	3.35
	7	12	-	19	2.88	4.12	-	7.0(2.0-7.3)	2.31(0.52-2.66)	3.03
	7	14	-	21	2.80	4.80	-	7.6(2.0-8.3)	2.28(0.50-2.87)	3.33
	7	18	-	25	2.51	5.39	-	7.9(2.0-8.3)	2.34(0.50-2.87)	3.38
	9	9	-	18	3.30	3.30	-	6.6(2.0-7.4)	2.04(0.52-2.68)	3.24
	9	12	-	21	3.30	4.00	-	7.3(2.0-7.7)	2.43(0.52-2.87)	3.00
	9	14	-	23	3.22	4.68	-	7.9(2.0-8.3)	2.38(0.50-2.87)	3.32
	9	18	-	27	2.84	5.16	-	8.0(2.0-8.5)	2.32(0.50-2.87)	3.45
	12	12	-	24	3.80	3.80	-	7.6(2.0-7.8)	2.54(0.52-2.87)	2.99
	12	14	-	26	3.59	4.31	-	7.9(2.0-8.4)	2.37(0.50-2.87)	3.33
	3 Room	12	18	-	30	3.20	4.80	-	8.0(2.0-8.6)	2.31(0.50-2.87)
7		7	7	21	2.47	2.47				

4 Rooms Multi cooling

AOAG30LAT4	Combination of indoor unit					COOLING OPERATION						
						Cooling Capacity					Input Power (min-max)	COP (W/W)
	Room 1	Room 2	Room 3	Room 4	Total	Room 1	Room 2	Room 3	Room 4	Total Capacity (min-max)		
1 Room	7	-	-	-	7	2.30	-	-	-	2.3(1.6-2.7)	0.78(0.56-0.99)	2.95
	9	-	-	-	9	2.70	-	-	-	2.7(1.6-3.4)	0.94(0.56-1.25)	2.87
	12	-	-	-	12	3.50	-	-	-	3.5(1.6-3.8)	1.24(0.56-1.40)	2.82
	14	-	-	-	14	4.00	-	-	-	4.0(1.7-4.5)	1.40(0.57-1.68)	2.86
	18	-	-	-	18	5.20	-	-	-	5.2(1.7-6.0)	1.68(0.56-2.20)	3.10
	24	-	-	-	24	6.80	-	-	-	6.8(1.8-7.4)	2.40(0.56-2.86)	2.83
	7	7	-	-	14	2.30	2.30	-	-	4.6(1.8-5.2)	1.42(0.60-1.62)	3.24
	7	9	-	-	16	2.30	2.70	-	-	5.0(1.8-6.0)	1.60(0.60-2.16)	3.13
	7	12	-	-	19	2.30	3.50	-	-	5.8(1.8-6.2)	2.00(0.60-2.20)	2.90
	7	14	-	-	21	2.30	4.00	-	-	6.3(1.8-7.1)	2.15(0.60-2.50)	2.93
2 Room	7	18	-	-	25	2.10	4.80	-	-	6.9(2.8-8.2)	2.10(0.90-2.85)	3.29
	7	24	-	-	31	1.80	5.40	-	-	7.2(2.8-9.3)	2.16(0.90-3.58)	3.33
	9	9	-	-	18	2.70	2.70	-	-	5.4(1.8-6.4)	1.68(0.60-2.23)	3.21
	9	12	-	-	21	2.70	3.50	-	-	6.2(2.8-6.8)	2.16(0.90-2.50)	2.87
	9	14	-	-	23	2.70	4.00	-	-	6.7(2.8-7.8)	2.35(0.90-2.90)	2.85
	9	18	-	-	27	2.40	4.60	-	-	7.0(2.8-8.7)	2.15(0.90-3.25)	3.26
	9	24	-	-	33	2.07	5.23	-	-	7.3(2.8-9.5)	2.15(0.90-3.52)	3.40
	12	12	-	-	24	3.35	3.35	-	-	6.7(2.8-7.3)	2.36(0.90-2.80)	2.84
	12	14	-	-	26	3.22	3.68	-	-	6.9(2.8-8.5)	2.18(0.90-3.30)	3.17
	12	18	-	-	30	2.82	4.18	-	-	7.0(2.8-9.1)	2.15(0.90-3.52)	3.26
3 Room	7	7	7	-	21	2.30	2.30	2.30	-	6.9(1.8-7.5)	2.20(0.60-2.44)	3.14
	7	7	9	-	23	2.30	2.30	2.70	-	7.3(2.8-7.7)	2.35(0.90-2.55)	3.11
	7	7	12	-	26	1.99	1.99	3.02	-	7.0(2.8-8.2)	2.17(0.90-2.90)	3.23
	7	7	14	-	28	1.96	1.96	3.27	-	7.2(2.8-8.9)	2.22(0.68-3.43)	3.24
	7	7	18	-	32	1.81	1.81	4.08	-	7.7(2.8-10.0)	2.22(0.98-3.55)	3.47
	7	7	24	-	38	1.61	1.61	4.57	-	8.2(2.8-10.1)	2.19(0.98-3.53)	3.56
	7	9	9	-	25	2.09	2.45	2.45	-	7.0(2.8-8.3)	2.17(0.90-2.90)	3.23
	7	9	12	-	28	2.08	2.34	2.78	-	7.2(1.6-8.9)	2.22(0.68-3.41)	3.24
	7	9	14	-	30	1.90	2.14	3.16	-	7.2(2.8-9.1)	2.22(0.98-3.56)	3.24
	7	9	18	-	34	1.76	1.98	3.96	-	7.7(2.8-9.9)	2.22(0.98-3.56)	3.47
4 Room	7	9	24	-	40	1.57	1.77	4.46	-	7.8(2.8-10.1)	2.19(0.98-3.53)	3.56
	7	12	12	-	31	1.96	2.62	2.62	-	7.2(1.6-9.1)	2.22(0.68-3.54)	3.24
	7	12	14	-	33	1.83	2.43	3.04	-	7.3(2.8-9.2)	2.22(0.98-3.56)	3.29
	7	12	18	-	37	1.68	2.24	3.78	-	7.7(2.8-9.9)	2.22(0.98-3.56)	3.47
	7	12	24	-	43	1.51	2.01	4.28	-	7.8(2.8-10.1)	2.19(0.98-3.56)	3.56
	7	14	14	-	35	1.68	2.81	2.81	-	7.3(2.8-9.3)	2.22(0.98-3.58)	3.29
	7	14	18	-	39	1.57	2.61	3.52	-	7.7(3.5-10.0)	2.22(1.17-3.58)	3.47
	7	14	24	-	45	1.44	2.39	4.07	-	7.9(3.5-10.1)	2.20(1.17-3.58)	3.59
	7	18	18	-	43	1.42	3.19	3.19	-	7.8(3.5-10.1)	2.22(1.17-3.58)	3.51
	7	18	24	-	49	1.30	2.92	3.68	-	7.9(4.7-10.1)	2.22(1.27-3.58)	3.56

Note: *7:7000Btu/h / 9:9000Btu/h / 12:12000Btu/h / 14:14000Btu/h / 18:18000Btu/h / 24:24000Btu/h models
 *Operating data under running indoor units are shown on the above table.
 *3 or more indoor units should be connected.
 *Cooling capacity is based on 27°CDB/19°CWB (indoor temperature), 35°CDB (outdoor temperature).
 *Pipe Length: 5m, Height difference: 0m (Outdoor unit to Indoor unit)
 *The Total ability of connected a indoor unit is up to 49000Btu from 27000Btu.
 *1: Connection of ASAG18L + ARAG09L + ARAG09L + ARAG09L is not available. All types other than this combination can be connected.
 *2: Connection of ASAG18L + ARAG12L + ARAG09L + ARAG09L is not available. All types other than this combination can be connected.

4 Rooms Multi heating

AOAG30LAT4	Combination of indoor unit					HEATING OPERATION						
						Heating Capacity					Input Power (min-max)	COP (W/W)
	Room 1	Room 2	Room 3	Room 4	Total	Room 1	Room 2	Room 3	Room 4	Total Capacity (min-max)		
1 Room	7	-	-	-	7	2.70	-	-	-	2.7(1.5-3.3)	1.00(0.55-1.25)	2.70
	9	-	-	-	9	3.30	-	-	-	3.3(1.5-3.7)	1.22(0.55-1.41)	2.70
	12	-	-	-	12	3.80	-	-	-	3.8(1.5-4.5)	1.40(0.55-1.80)	2.71
	14	-	-	-	14	4.80	-	-	-	4.8(1.7-5.8)	1.48(0.58-1.90)	3.24
	18	-	-	-	18	6.00	-	-	-	6.0(3.2-7.1)	1.90(0.90-2.46)	3.16
	24	-	-	-	24	8.20	-	-	-	8.2(3.2-9.0)	2.78(0.90-3.33)	2.95
	7	7	-	-	14	2.70	2.70	-	-	5.4(1.7-5.9)	1.58(0.55-1.80)	3.42
	7	9	-	-	16	2.70	3.30	-	-	6.0(1.7-7.2)	1.76(0.55-2.50)	3.41
	7	12	-	-	19	2.70	3.80	-	-	6.5(1.7-7.2)	2.20(0.55-2.45)	2.95
	7	14	-	-	21	2.70	4.80	-	-	7.5(3.3-8.7)	2.25(0.90-2.88)	3.33
2 Room	7	18	-	-	25	2.70	6.00	-	-	8.7(3.3-9.7)	2.67(0.90-3.00)	3.26
	7	24	-	-	31	2.35	7.15	-	-	9.5(3.3-10.7)	2.70(0.90-3.50)	3.52
	9	9	-	-	18	3.30	3.30	-	-	6.6(3.3-7.4)	2.02(0.90-2.50)	3.27
	9	12	-	-	21	3.30	3.80	-	-	7.1(1.7-3.3)	2.35(0.55-3.08)	3.02
	9	14	-	-	23	3.30	4.80	-	-	8.1(3.3-9.3)	2.67(0.90-3.30)	3.03
	9	18	-	-	27	3.23	5.87	-	-	9.1(3.3-10.1)	2.67(0.90-3.40)	3.41
	9	24	-	-	33	2.73	6.77	-	-	9.5(3.3-11.0)	2.67(0.90-3.50)	3.56
	12	12	-	-	24	3.80	3.80	-	-	7.6(3.3-8.8)	2.65(0.90-3.30)	2.87
	12	14	-	-	26	3.80	4.80	-	-	8.6(3.3-9.8)	3.06(0.90-3.50)	2.81
	12	18	-	-	30	3.61	5.69	-	-	9.3(3.3-10.3)	2.90(0.90-3.50)	3.21
3 Room	7	7	7	-	21	2.70	2.70	2.70	-	8.1(1.8-8.8)	2.30(0.55-2.85)	3.52
	7	7	9	-	23	2.70	2.70	3.30	-	8.7(3.3-9.3)	2.60(0.90-2.65)	3.35
	7	7	12	-	26	2.70	2.70	3.80	-	9.2(3.3-9.7)	2.83(0.90-3.10)	3.25
	7	7	14	-	28	2.42	2.42	4.15	-	9.6(3.3-10.1)	2.66(0.58-3.53)	3.38
	7	7	18	-	32	2.27	2.27	4.86	-	9.4(3.3-11.2)	2.46(0.87-3.52)	3.82
	7	7	24	-	38	2.03	2.03	5.44	-	9.5(3.3-11.5)	2.47(0.87-3.52)	3.85
	7	9	9	-	25	2.70	3.30	3.30	-	9.3(3.3-9.7)	2.80(0.90-3.10)	3.32
	7	9	12	-	28	2.49	2.94	3.56	-	9.0(1.8-10.0)	2.69(0.58-3.51)	3.35
	7	9	14	-	30	2.33	2.75	4.00	-	9.1(3.3-10.2)	2.64(0.87-3.50)	3.45
	7	9	18	-	34	2.17	2.56	4.66	-	9.4(3.3-11.3)	2.45(0.87-3.50)	3.84
4 Room	7	9	24	-	40	1.98	2.33	5.29	-	9.6(3.3-11.5)	2.46(0.87-3.51)	3.90
	7	12	12	-	31	2.33	3.33	3.33	-	9.0(1.8-10.1)	2.66(0.58-3.48)	3.38
	7	12	14	-	33	2.22	3.17	3.80	-	9.2(3.3-10.3)	2.62(0.87-3.48)	3.51
	7	12	18	-	37	2.08	2.97	4.45	-	9.5(3.3-11.4)	2.44(0.87-3.47)	3.89
	7	12	24	-	43	1.88	2.69	5.03	-	9.6(3.3-11.7)	2.45(0.87-3.56)	3.92
	7	14	14	-	35	2.10	3.60	3.60	-	9.3(3.3-10.6)	2.59(0.87-3.48)	3.59
	7	14	18	-	39	1.96	3.35	4.19	-	9.5(3.3-11.5)	2.42(0.97-3.52)	3.93
	7	14	24	-	45	1.78	3.05	4.77	-	9.6(3.3-11.7)	2.45(0.87-3.56)	3.92
	7	18	18	-	43	1.82	3.89	3.89	-	9.6(3.3-12.0)	2.40(0.97-3.52)	4.00
	7	18	24	-	49	1.65	3.53	4.42	-	9.6(4.3-12.0)	2.40(1.12-3.52)	4.00

Note: *7:7000Btu/h / 9:9000Btu/h / 12:12000Btu/h / 14:14000Btu/h / 18:18000Btu/h / 24:24000Btu/h models
 *Operating data under running indoor units are shown on the above table.
 *3 or more indoor units should be connected.
 *Heating capacity is based on 20°CDB (indoor temperature), 7°CDB / 6°CWB (outdoor temperature).
 *Pipe Length: 5m, Height difference: 0m (Outdoor unit to Indoor unit)
 *The Total ability of connected a indoor unit is up to 49000Btu from 27000Btu.
 *1: Connection of ASAG18L + ARAG09L + ARAG09L + ARAG09L is not available. All types other than this combination can be connected.
 *2: Connection of ASAG18L + ARAG12L + ARAG09L + ARAG09L is not available. All types other than this combination can be connected.

8 Rooms Multi cooling

AOYG45LBT8	Combination of indoor unit		COOLING OPERATION											
			Cooling Capacity								Total	Input power		
			Room 1	Room 2	Room 3	Room 4	Room 5	Room 6	Room 7	Room 8				
		KW	KW	KW	KW	KW	KW	KW	KW	KW	KW	KW		
2 Room	24	24	-	-	-	-	-	-	-	-	-	14.06	5.20	
	18	24	-	-	-	-	-	-	-	-	-	12.30	4.24	
	18	18	24	-	-	-	-	-	-	-	-	15.45	5.89	
	18	18	18	-	-	-	-	-	-	-	-	15.03	5.90	
	14	24	24	-	-	-	-	-	-	-	-	15.68	5.87	
	14	18	24	-	-	-	-	-	-	-	-	15.37	5.90	
	14	18	18	-	-	-	-	-	-	-	-	14.64	5.50	
	14	14	24	-	-	-	-	-	-	-	-	15.23	5.79	
	14	14	18	-	-	-	-	-	-	-	-	13.47	4.89	
	14	14	14	-	-	-	-	-	-	-	-	12.30	4.24	
	14	14	14	-	-	-	-	-	-	-	-	15.45	5.89	
	3 Room	12	24	24	-	-	-	-	-	-	-	-	15.04	5.90
12		18	24	-	-	-	-	-	-	-	-	14.06	5.20	
12		18	18	-	-	-	-	-	-	-	-	12.31	4.24	
9		24	24	-	-	-	-	-	-	-	-	15.54	5.90	
9		18	24	-	-	-	-	-	-	-	-	14.94	5.65	
9		18	18	-	-	-	-	-	-	-	-	13.18	4.73	
9		14	24	-	-	-	-	-	-	-	-	13.77	5.05	
9		14	18	-	-	-	-	-	-	-	-	12.01	4.08	
9		12	24	-	-	-	-	-	-	-	-	13.19	4.73	
9		12	18	-	-	-	-	-	-	-	-	11.43	3.74	
9		9	24	-	-	-	-	-	-	-	-	12.31	4.24	
7		24	24	-	-	-	-	-	-	-	-	15.21	5.90	
7		18	24	-	-	-	-	-	-	-	-	14.35	5.35	
7		18	18	-	-	-	-	-	-	-	-	12.59	4.41	
7		14	24	-	-	-	-	-	-	-	-	13.18	4.73	
7		14	18	-	-	-	-	-	-	-	-	11.42	3.74	
7		12	24	-	-	-	-	-	-	-	-	12.60	4.41	
7		9	24	-	-	-	-	-	-	-	-	11.72	3.91	
4 Room		14	14	14	18	-	-	-	-	-	-	-	15.45	5.89
		14	14	14	14	-	-	-	-	-	-	-	15.37	5.90
		12	14	18	18	-	-	-	-	-	-	-	15.68	5.87
		12	14	14	18	-	-	-	-	-	-	-	15.21	5.90
		12	14	14	14	-	-	-	-	-	-	-	15.04	5.90
		12	12	18	18	-	-	-	-	-	-	-	15.45	5.89
	12	12	14	24	-	-	-	-	-	-	-	15.69	5.87	
	12	12	14	18	-	-	-	-	-	-	-	15.38	5.90	
	12	12	14	14	-	-	-	-	-	-	-	15.24	5.79	
	12	12	12	24	-	-	-	-	-	-	-	15.45	5.89	
	12	12	12	18	-	-	-	-	-	-	-	15.05	5.90	
	12	12	12	14	-	-	-	-	-	-	-	14.66	5.50	
	12	12	12	12	-	-	-	-	-	-	-	14.08	5.20	
	9	14	18	18	-	-	-	-	-	-	-	15.33	5.89	
	9	14	14	24	-	-	-	-	-	-	-	15.57	5.88	
	9	14	14	18	-	-	-	-	-	-	-	15.21	5.90	
	9	12	18	18	-	-	-	-	-	-	-	14.94	5.65	
	9	12	18	18	-	-	-	-	-	-	-	15.54	5.90	
	9	12	14	24	-	-	-	-	-	-	-	15.33	5.89	
	9	12	14	18	-	-	-	-	-	-	-	14.87	5.90	
	9	12	14	14	-	-	-	-	-	-	-	14.36	5.35	
	9	12	12	24	-	-	-	-	-	-	-	15.55	5.90	
	9	12	12	18	-	-	-	-	-	-	-	14.95	5.65	
	9	12	12	14	-	-	-	-	-	-	-	13.78	5.05	
	9	12	12	12	-	-	-	-	-	-	-	13.20	4.73	
	9	9	18	24	-	-	-	-	-	-	-	15.45	5.89	
	9	9	18	18	-	-	-	-	-	-	-	15.04	5.90	
	9	9	14	24	-	-	-	-	-	-	-	15.38	5.90	
	9	9	14	18	-	-	-	-	-	-	-	14.65	5.50	
	9	9	14	14	-	-	-	-	-	-	-	13.48	4.89	
	9	9	12	24	-	-	-	-	-	-	-	15.05	5.90	
	9	9	12	18	-	-	-	-	-	-	-	14.07	5.20	
	9	9	12	14	-	-	-	-	-	-	-	12.90	4.57	
	9	9	12	12	-	-	-	-	-	-	-	12.02	4.08	
	9	9	9	14	-	-	-	-	-	-	-	11.44	3.74	
	7	18	18	18	-	-	-	-	-	-	-	15.56	5.88	
	7	14	18	18	-	-	-	-	-	-	-	15.54	5.90	
	7	14	14	24	-	-	-	-	-	-	-	15.33	5.89	
	7	14	14	18	-	-	-	-	-	-	-	14.87	5.90	
	7	14	14	14	-	-	-	-	-	-	-	14.35	5.35	
	7	12	18	24	-	-	-	-	-	-	-	15.57	5.88	
	7	12	18	18	-	-	-	-	-	-	-	15.21	5.90	
	7	12	14	24	-	-	-	-	-	-	-	15.54	5.90	
	7	12	14	18	-	-	-	-	-	-	-	14.94	5.65	
	7	12	14	14	-	-	-	-	-	-	-	14.35	5.35	
	7	12	12	24	-	-	-	-	-	-	-	15.21	5.90	
	7	12	12	18	-	-	-	-	-	-	-	14.36	5.35	
	7	12	12	14	-	-	-	-	-	-	-	13.19	4.73	
7	12	12	12	-	-	-	-	-	-	-	12.61	4.41		
7	9	18	24	-	-	-	-	-	-	-	15.21	5.90		
7	9	18	18	-	-	-	-	-	-	-	15.23	5.79		
7	9	14	24	-	-	-	-	-	-	-	15.04	5.90		
7	9	14	18	-	-	-	-	-	-	-	14.06	5.20		
7	9	12	24	-	-	-	-	-	-	-	15.24	5.79		
7	9	12	18	-	-	-	-	-	-	-	13.48	4.89		
7	9	12	14	-	-	-	-	-	-	-	12.31	4.24		
7	9	12	12	-	-	-	-	-	-	-	11.73	3.91		
7	9	9	24	-	-	-	-	-	-	-	14.36	5.35		
7	9	9	18	-	-	-	-	-	-	-	12.60	4.41		
7	9	9	14	-	-	-	-	-	-	-	11.43	3.74		
7	7	24	24	-	-	-	-	-	-	-	15.68	5.87		
7	7	18	24	-	-	-	-	-	-	-	15.37	5.90		
7	7	18	18	-	-	-	-	-	-	-	14.64	5.50		
7	7	14	24	-	-	-	-	-	-	-	15.23	5.79		

Note: •Cooling capacity is based on 27°CDB/19°CWB(indoor temperature),35°CDB(outdoor temperature)
 •Pipe Length: 5 m (Outdoor unit to Branch box), 3 m (Branch box to Indoor unit)
 •Height difference: 0 m (Outdoor unit to Indoor unit)
 •The values in this table should be used only as a guide. These values are calculated at standard conditions.
 To fix your selection of models, select them according to "Model Selection" in the D&T manual.
 *1:L.M.C type is not available for this combination.

8 Rooms Multi cooling

AOYG45LBT8	Combination of indoor unit		COOLING OPERATION										
			Cooling Capacity								Total	Input power	
			Room 1	Room 2	Room 3	Room 4	Room 5	Room 6	Room 7	Room 8			
		KW	KW	KW	KW	KW	KW	KW	KW	KW	KW	KW	
4 Room	7	7	14	18	-	-	-	-	-	-	-	2.05	2.05
	7	7	14	14	-	-	-	-	-	-	-	2.05	2.05
	7	7	12	24	-	-	-	-	-	-	-	2.05	2.05
	7	7	12	18	-	-	-	-	-	-	-	2.05	2.05
	7	7	12	14	-	-	-	-	-	-	-	2.05	2.05
	7	7	9	24	-	-	-	-	-	-	-	2.05	2.05
	7	7	9	18	-	-	-	-	-	-	-	2.05	2.05
	7	7	7	24	-	-	-	-	-	-	-	2.05	2.05
	7	7	7	18	-	-	-	-	-	-	-	2.05	2.05
	12	12	12	12	14	-	-	-	-	-	-	3.04	3.04
	12	12	12	12	12	-	-	-	-	-	-	3.09	3.09
	9	12	12	14	14	-	-	-	-	-	-	2.30	3.07
9	12	12	12	14	-	-	-	-	-	-	2.34	3.12	
9	12	12	12	12	-	-	-	-	-	-	2.46	3.27	
9	9	14	14	14	-	-	-	-	-	-	2.32	3.27	
9	9	12	14	18	-	-	-	-	-	-	2.28	3.04	
9	9	12	14	14	-	-	-	-	-	-	2.36	3.15	
9	9	12	12	18	-	-	-	-	-	-	2.32	3.09	
9	9	12	12	14	-	-	-	-	-	-	2.47	3.30	
9	9	9	14	18	-	-	-	-	-	-	2.51	2.51	
9	9	9											

8 Rooms Multi heating

AOYG45LBT8	Combination of indoor unit								HEATING OPERATION										
									Heating Capacity									Input power	
									Room 1	Room 2	Room 3	Room 4	Room 5	Room 6	Room 7	Room 8	Total	KW	KW
4 Room	7	7	14	18	-	-	-	-	2.37	2.37	4.80	5.86	-	-	-	-	-	15.40	4.75
	7	7	14	14	-	-	-	-	2.37	2.37	4.80	4.80	-	-	-	-	-	14.34	4.21
	7	7	12	24	-	-	-	-	2.36	2.36	3.94	7.87	-	-	-	-	-	16.53	5.11
	7	7	12	18	-	-	-	-	2.37	2.37	3.96	5.86	-	-	-	-	-	14.56	4.46
	7	7	12	14	-	-	-	-	2.37	2.37	3.96	4.80	-	-	-	-	-	13.50	4.00
	7	7	9	24	-	-	-	-	2.37	2.37	2.99	7.91	-	-	-	-	-	15.64	4.91
	7	7	9	18	-	-	-	-	2.37	2.37	2.99	5.86	-	-	-	-	-	13.59	4.10
	7	7	7	24	-	-	-	-	2.37	2.37	2.37	7.91	-	-	-	-	-	15.02	4.60
	7	7	7	18	-	-	-	-	2.37	2.37	2.37	5.86	-	-	-	-	-	12.97	3.90
	12	12	12	12	14	-	-	-	3.51	3.51	3.51	3.51	4.26	-	-	-	-	18.32	5.98
	12	12	12	12	12	-	-	-	3.58	3.58	3.58	3.58	3.58	-	-	-	-	17.90	5.98
	9	12	12	14	14	-	-	-	2.66	3.52	3.52	4.27	4.27	-	-	-	-	18.26	5.98
9	12	12	12	14	-	-	-	2.71	3.59	3.59	3.59	4.35	-	-	-	-	17.84	5.98	
9	12	12	12	12	-	-	-	2.85	3.77	3.77	3.77	3.77	-	-	-	-	17.95	5.87	
9	9	14	14	14	-	-	-	2.67	2.67	4.28	4.28	4.28	-	-	-	-	18.19	5.98	
9	9	12	14	18	-	-	-	2.66	2.66	3.52	4.26	5.21	-	-	-	-	18.30	5.98	
9	9	12	14	14	-	-	-	2.72	2.72	3.60	4.37	4.37	-	-	-	-	17.77	5.98	
9	9	12	12	18	-	-	-	2.71	2.71	3.58	3.58	5.30	-	-	-	-	17.88	5.98	
9	9	12	12	14	-	-	-	2.86	2.86	3.78	3.78	4.58	-	-	-	-	17.86	5.70	
9	9	12	12	12	-	-	-	2.89	2.89	3.83	3.83	3.83	-	-	-	-	17.28	5.43	
9	9	9	14	18	-	-	-	2.71	2.71	4.36	5.32	5.32	-	-	-	-	17.82	5.98	
9	9	9	14	14	-	-	-	2.86	2.86	2.86	4.59	4.59	-	-	-	-	17.77	5.56	
9	9	9	12	18	-	-	-	2.85	2.85	3.78	5.59	5.59	-	-	-	-	17.92	5.87	
9	9	9	12	14	-	-	-	2.90	2.90	2.90	3.84	4.65	-	-	-	-	17.19	5.32	
9	9	9	12	12	-	-	-	2.97	2.97	2.97	3.93	3.93	-	-	-	-	16.78	5.16	
9	9	9	9	24	-	-	-	2.70	2.70	2.70	7.14	7.14	-	-	-	-	17.94	5.98	
9	9	9	9	18	-	-	-	2.89	2.89	2.89	5.67	5.67	-	-	-	-	17.25	5.43	
9	9	9	9	14	-	-	-	2.97	2.97	2.97	4.77	4.77	-	-	-	-	16.67	5.11	
9	9	9	9	12	-	-	-	2.99	2.99	2.99	3.96	3.96	-	-	-	-	15.92	5.07	
9	9	9	9	9	-	-	-	2.99	2.99	2.99	2.99	2.99	-	-	-	-	14.95	4.60	
7	12	14	14	14	-	-	-	2.10	3.51	4.25	4.25	4.25	-	-	-	-	18.37	5.98	
7	12	12	14	14	-	-	-	2.14	3.57	3.57	4.33	4.33	-	-	-	-	17.95	5.98	
7	12	12	12	18	-	-	-	2.13	3.56	3.56	5.26	5.26	-	-	-	-	18.06	5.98	
7	12	12	12	14	-	-	-	2.25	3.76	3.76	3.76	4.56	-	-	-	-	18.10	5.87	
7	12	12	12	12	-	-	-	2.28	3.81	3.81	3.81	3.81	-	-	-	-	17.52	5.56	
7	9	14	14	18	-	-	-	2.09	2.64	4.24	4.24	5.18	-	-	-	-	18.40	5.98	
7	9	14	14	14	-	-	-	2.14	2.71	4.34	4.34	4.34	-	-	-	-	17.88	5.98	
7	9	12	14	18	-	-	-	2.13	2.69	3.57	4.32	5.28	-	-	-	-	17.99	5.98	
7	9	12	14	14	-	-	-	2.26	2.85	3.77	4.57	4.57	-	-	-	-	18.01	5.70	
7	9	12	12	18	-	-	-	2.25	2.84	3.76	3.76	5.56	-	-	-	-	18.16	5.98	
7	9	12	12	14	-	-	-	2.28	2.88	3.82	3.82	4.63	-	-	-	-	17.43	5.43	
7	9	12	12	12	-	-	-	2.35	2.96	3.92	3.92	3.92	-	-	-	-	17.09	5.23	
7	9	9	18	18	-	-	-	2.13	2.69	2.69	5.27	5.27	-	-	-	-	18.04	5.98	
7	9	9	14	18	-	-	-	2.25	2.84	2.84	4.56	5.57	-	-	-	-	18.07	5.87	
7	9	9	14	14	-	-	-	2.29	2.89	2.89	4.64	4.64	-	-	-	-	17.34	5.32	
7	9	9	12	24	-	-	-	2.12	2.68	2.68	3.55	7.08	-	-	-	-	18.11	5.98	
7	9	9	12	18	-	-	-	2.28	2.88	2.88	3.81	5.64	-	-	-	-	17.49	5.56	
7	9	9	12	14	-	-	-	2.35	2.97	2.97	3.93	4.76	-	-	-	-	16.97	5.16	
7	9	9	12	12	-	-	-	2.37	2.98	2.98	3.95	3.95	-	-	-	-	16.24	5.08	
7	9	9	9	24	-	-	-	2.17	2.74	2.74	7.24	7.24	-	-	-	-	17.63	5.98	
7	9	9	9	18	-	-	-	2.35	2.96	2.96	5.81	5.81	-	-	-	-	17.05	5.23	
7	9	9	9	14	-	-	-	2.37	2.99	2.99	2.99	4.79	-	-	-	-	16.12	5.07	
7	9	9	9	12	-	-	-	2.37	2.99	2.99	2.99	3.96	-	-	-	-	15.30	4.75	
7	9	9	9	9	-	-	-	2.37	2.99	2.99	2.99	2.99	-	-	-	-	14.33	4.33	
7	7	14	14	18	-	-	-	2.12	2.12	4.30	4.30	5.25	-	-	-	-	18.10	5.98	
7	7	14	14	14	-	-	-	2.25	2.25	4.55	4.55	4.55	-	-	-	-	18.16	5.70	
7	7	12	18	18	-	-	-	2.11	2.11	3.53	5.23	5.23	-	-	-	-	18.21	5.98	
7	7	12	14	18	-	-	-	2.16	2.16	3.62	4.38	5.35	-	-	-	-	17.68	5.98	
7	7	12	14	14	-	-	-	2.28	2.28	3.80	4.61	4.61	-	-	-	-	17.58	5.43	
7	7	12	12	24	-	-	-	2.11	2.11	3.52	3.52	7.03	-	-	-	-	18.29	5.98	
7	7	12	12	14	-	-	-	2.35	2.35	3.92	3.92	4.75	-	-	-	-	17.28	5.23	
7	7	12	12	12	-	-	-	2.36	2.36	3.94	3.94	3.94	-	-	-	-	16.54	5.11	
7	7	9	18	18	-	-	-	2.16	2.16	2.72	5.34	5.34	-	-	-	-	17.73	5.98	
7	7	9	14	24	-	-	-	2.11	2.11	2.67	4.28	7.05	-	-	-	-	18.22	5.98	
7	7	9	14	18	-	-	-	2.27	2.27	2.87	4.61	5.62	-	-	-	-	17.64	5.56	
7	7	9	14	14	-	-	-	2.35	2.35	2.96	4.75	4.75	-	-	-	-	17.16	5.16	
7	7	9	12	24	-	-	-	2.15	2.15	2.72	3.60	7.18	-	-	-	-	17.80	5.98	
7	7	9	12	18	-	-	-	2.34	2.34	2.96	3.92	5.80	-	-	-	-	17.36	5.32	
7	7	9	12	14	-	-	-	2.36	2.36	2.98	3.95	4.78	-	-	-	-	16.43	5.08	
7	7	9	12	12	-	-	-	2.37	2.37	2.99	3.96	3.96	-	-	-	-	15.65	4.91	
7	7	9	9	24	-	-	-	2.27	2.27	2.86	7.56	7.56	-	-	-	-	17.81	5.70	
7	7	9	9	18	-	-	-	2.36	2.36	2.98	2.98	5.83	-	-	-	-	16.51	5.11	
7	7	9	9	14	-	-	-	2.37	2.37	2.99	2.99	4.80	-	-	-	-	15.52	4.75	
7	7	9	9	12	-	-	-	2.37	2.37	2.99	2.99	3.96	-	-	-	-	14.68	4.46	
7	7	9	9	9	-	-	-	2.37	2.37	2.99	2.99	2.99	-	-	-	-	13.71	4.10	
7	7	7	18	18	-	-	-	2.26	2.26	2.26	5.58	5.58	-	-	-	-	17.95	5.87	
7	7	7	14	24	-	-	-	2.14	2.14	2.14	4.34	7.15	-	-	-	-	17.91	5.98	
7	7	7	14	14	-	-	-	2.30	2.30	2.30	4.65	5.68	-	-	-	-	17.22	5.32	
7	7	7	14	18	-	-	-	2.36	2.36	2.36	4.77	4.77	-	-	-	-	16.82	5.08	
7	7	7	12	24	-	-	-	2.25	2.25	2.25	3.77	7.52	-	-	-	-	18.05	5.87	
7	7	7	12	18	-	-	-	2.35	2.35	2.35	3.93	5.82	-	-	-	-	16.81	5.16	
7	7	7	12	14	-	-	-	2.37	2.37	2.37	3.96	4.80	-	-	-	-	15.87	4.91	
7	7	7	12	12	-	-	-	2.37	2.37	2.37	3.96	3.96	-	-	-	-	15.03	4.60	
7	7	7	9	24	-	-	-	2.29	2.29	2.29	2.89	7.63	-	-	-	-	17.38	5.43	
7	7	7	9	18	-	-	-	2.37	2.37	2.37	2.99	5.86	-	-	-	-	15.96	5.07	
7	7	7	9	14	-	-	-	2.37	2.37	2.37	2.99	4.80	-	-	-	-	14.90	4.46	
7	7	7	9	12	-	-	-	2.37	2.37	2.37	2.99	3.96	-	-	-	-	14.06	4.21	
7	7	7	9	9	-	-	-	2.37	2.37	2.37	2.99	2.99	-	-	-	-	13.09	3.90	
7	7	7	7	24	-	-	-	2.35	2.35	2.35	2.35	7.83							